

世联地产顾问丛书

楼宇经济

都市商务的造场运动



“ ”



2011 6 1
170_w242_v 10.5

021- 31356109
0755- 22162507
010- 85678108
028- 85552670
0531- 82593617

Zifeng Publishing [a].U

IT

CBD

2011 6



18	\$ž&
19	
20	
20	
21	
23	
24	
26	
27	
29	
29	
32	
33	
35	
39	
42	
44	
45	
48	
50	
51	

53	3.4.3		
55	3.4.4		
57	%ž		
60	%ž(
61	3.6.1		
62	3.6.2		
66	3.6.3 "	"	
68	%ž)		
68	3.7.1 "	"	
72	3.7.2		
74	3.7.3	"	"
79			
80	&ž#		
80	4.1.1		
85	4.1.2		
98	4.1.3		
100	&ž\$		
101	4.2.1		
110	4.2.2		
117	4.2.3		
119	&ž% / fi		
120	4.3.1		
130	4.3.2		
139	4.3.3		

143	•				
144	•	' ž#			
145	•	' ž\$			
147			5.2.1		
148			5.2.2		
149	•	' ž%			
149			5.3.1	or	--
151			5.3.2	or	--
151			5.3.3	or	--
152	•	' ž&			
154	•	' ž'			
158	•				
161	•				





##

###

2002 1

“ ” 2003 2

2004 6 2005 11 3

5.6 4.3 3.5 7.62

50 52.6

2007 10

“ ”

2005

4.3 2007 7

27.6%

1- 1 2007

	56 000	124 747	49.4%
	—	72 677	—
	43 000	70 743	27.6%
	35 000	59 154	29.8%
	21 000 2006	29 581	38.1%

“ ”

##\$

“ ” “ ” “ ”

IT

##2%



1-2

#Z\$

2%


4%

94%

“ ”

CBD

CBD



CBD CBD

CBD CBD

CBD CBD

#2% (' ' #*%) " " "

21

655

"

"

183

"

"

CBD

2010

600

2009

320

5

150

2006

200

200

200

2009

486

335

#&

#&#

GDP

CBD

CBD

CBD

CBD

CBD

CBD



110

200

CBD

~~#&Z\$~~

CBD

CBD

CBD

CBD

4

200 2 000

1

\$Z\$

90

()

T

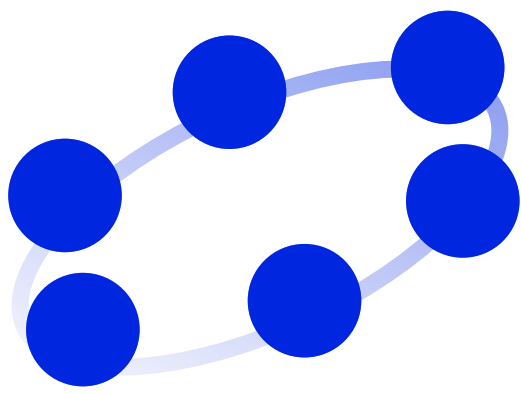
| | |

4

|

|

|



2 2

\$&#

“ ” “ ”

CBD

20 70

RER

1 14 2

\$žž&

“ ”



| | |

%#

1624

TZWBda`j

Bdaaj`k`

MS`ZSffS`

QgWWe

SfSfW

IeS`V



1 800

4 300

57.91



|

|

|

7% 150

1.54

1

“ 911 ”




3.1 “ ”

20 80

(TL W ScgSdW)

%#Z%

546



|

|

|



%\$



%z\$#

#z

2 900

1 500


20 50



Zf1x/1 i i .eZSZ.YahU .eMä VeMMQbS /y '2.2ZL

50

(Gd` Ve Bag^MSdV)



3 3

\$ž &"

20 60

(LS DVxW)

250

40

160

2 000

30

350

	350	1600
	15	20
14	50	15
	E[X] = 14.5	E[X] = 15.5
Wade	Sak IBM XWj	Bdf[eZA]d Sk
	E[X] = 14.5	E[X] = 15.5
	E[X] = 14.5	E[X] = 15.5


|

|

|

\$ž

1 14 2 RER 35
1970 (RW) a S^Ej bde Td T° T



) 250

1973

“ ”

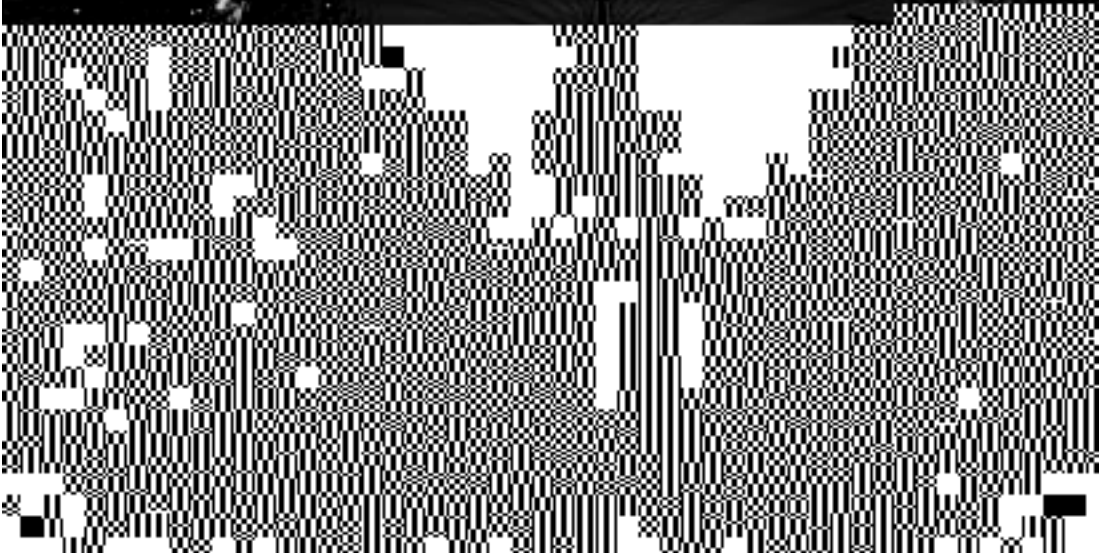

1974 1978

%%

32

12

20



1 100

2 200

1 580

2004

3 650

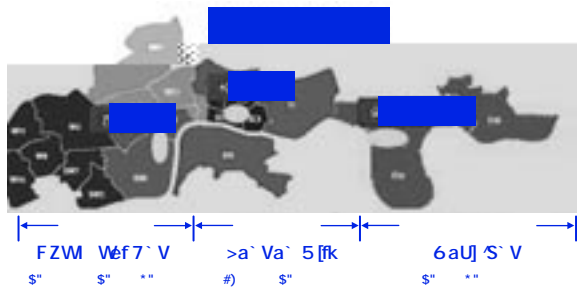
17%

17

20

“ ”
20 80

1 400



3-5

0/2/5#

17

(IFC)

C[fkaxLa`Va`

“ ” ScgSdWQ\W

3

100

50

90

500

470

1 000

13

60

2006 3

2001

2005

1992

16%

20%

27%

31%

500

1/3

800

170

“

”

| | |

0/2/25

(Ca_g [fW])
CBD

%/2%

(DaJ 'S' V)

22

20 60

) ()

CBD

1980

“

(DaJ 'S' V PdW)

(E' fMdeW)

Za` W

2 ú

)


|

|

|




%&



3%

4%

23 26 5 8
2009 10 1 1 299 2 188
2009 GDP 18 771 6



| | |

621 2005 845

58% 47% 84% 50

90%

##

2 900

8 4 000

20 20

IFC

60 1 700 80

7.14 2006 11.33

20% 123



3-9

2

%&Z\$

20 50

1958

51




3-10

Zlib/1 W]gTS[Vg_tä_h[W/1W59125Z/380W62946V50Zf_^

| | |

3-2

[Redacted Header]					



MM21

“

”

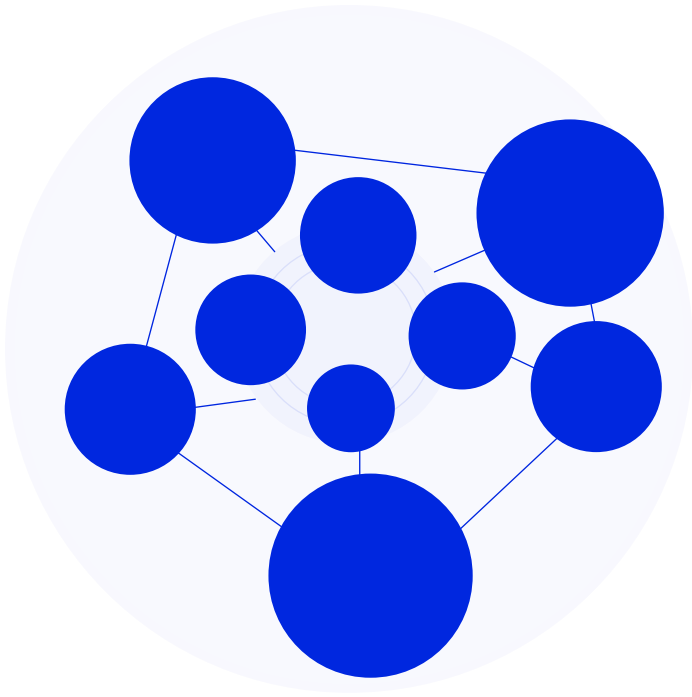
()

1982 1987

380

1988 1992

696



3 12

۱۰۰٪





3-3

3 3

%~~α~~ #

“ ”

20

.....

“ ”

| | |

3-4

3-13

%(Z\$



|

|

|

%ž

() () ()

&ž



٢٤٢

“

”

“

”

“

”

“

”

“

”

“

”

“

”

“

”

“

”

1

2

“ ”

3-5



“ ”

20 30

80

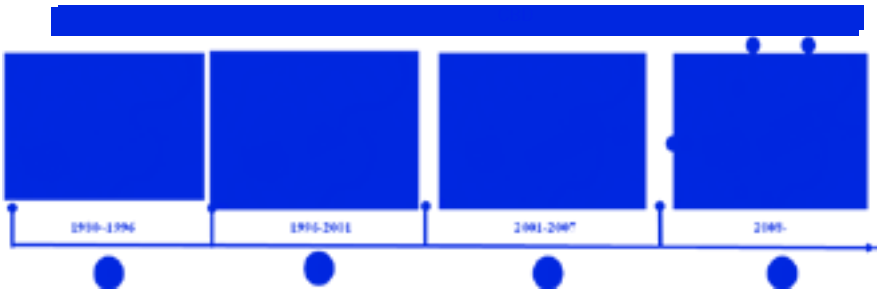
90

“ ”

2001

WTO

3 14



3 14

1980 1996

1980

1995

1996 2001

“ ” “

”

“ ”

CBD

CBD

CBD

CBD

CBD 5

2001 2007

CBD

CBD

2000

“ ”

2008

CBD

CBD

CBD

| | |

%)Z\$

2009

4 972

2 200



%) Z%

2001

“ ”

”



3-16

“ ”

“ ”

“ ”

3-8

2012

13

510

310

439

| | |

2

2

2



XXXXXXXXXXXXXXXXXXXX

3-17







ß

ß

2.6

80%

3 600

42%

2 600

70%

60%

23.7%

(43%)

100 130

60%





4 1

#2

2010

“ ”

720

42

183

1980

179 2004

“ ”


2006


2006

|

|

|





|

|

|

4

40

33

10

!

| | |

4

1990

1990

“ ” “

” “ ”

1991

1992


1995

#ž

|

|

|



4 2

46

38

135

106

14.85

1

4

| | |

“

”

\$ž

50

177

59.5

30

40

55

18.8

26

2

2008 7 25

“

”

300

#

%" "

#++* \$" "#

176

15

“ ”

1913

”

“

1998

1999 3

2001

3

57

“

”

65

50

28

15

|

|

|

2002

2004

1

1 660

“ ” 2006

12 23

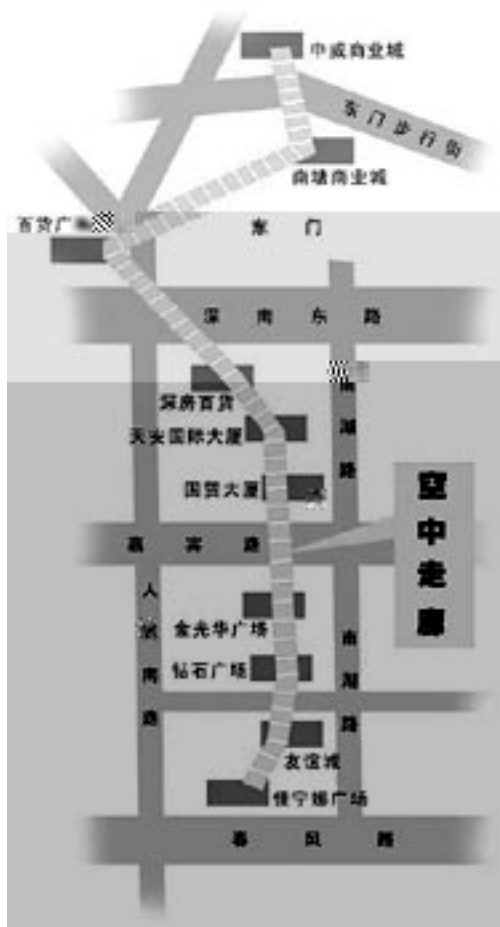
“ ”

2007


30 40


3

50%



4 3





4 4

%z

1

|

|

|

#

\$

%

&

“ ”

,

2002 10

7.7

55

40

“ ”

2005

(

“

”

| | |
#%

“ ”

#ž

“ ”

1666

4

87

44

13 000

20

60

\$ž

| | |

&Z\$

&Z\$#

1958

9 9 EPAD(PgT^U
EefST^eZ_ Wf XcdTZVDVWab_ Wf aXLS DWVeVRW[a`
) 750
250 30
43
1 600 5 200



1958 9

EPAD

(FWWf[a` aX

E` Y[W[YI` VgefdW)

(NSf[a` S^CWWaXI` VgefdS^

S` V TWZ` a`aYk CNIT)

Eea

SWWfda`

SaUWW` VgefdWWWCa` efgU[a` eE^VfdcgW` WMS` [cgW

SICEM

EPAD

1960 EPAD

1964

LWCadTge[W 1931

/

÷

ö

Ê

i

d

P

e

CS_Waf

RWWUWLaS[W G[^TWf

RWfWUWBaW[Wg

1969

1964

EPAD

150

200

70

GAN

(FIAT

FdS_Sfa_W Aeedl

47 DWVeW2000

E_ [^W

A[^SgV

18

Tagde NgSW(C^agV Tai W)

100

%

1973

“ ”

GDP

47%

2.5%

7%

30

1973 1978

1975 1977 EPAD

&
1978 10 16

• RSk_a`VBSdW

EPAD

EPAD 35

80

1983

IBM

ELF

TWZ [b SSd] AdZgd A`WwW FdS_Sfa_W

IBM DATA CENAS

NCR 80

I

D

1992

“ ”

1992 4 1

80

90



4 7

(
2001 EPAD 1995

1995 EPAD “
”
“ ” “
” EPAD

SWfW fda` Egdb`SIS
Eccc

\$ž



10

5

35

80

1970

80

10

26

36

&žžž

1990

1.7

1993

435

#ž

#

#+* & #++&

1984

1986

1990 4 18

9

1997

1991

1992 11

5

3

1993 8

174

435

25

\$

###& ###(

1993

| | |

1996

88

19

% #++) \$" " "
1997

1997 10

2005

| | |

	95	22.79	87
	34	14	
2 387 1 835		579 821	

' \$" "%
2003

.....

	10	2010
30		253.18

4 1



2009

2009

4 1

74%

2012

1993

435

486

&Z\$%


1.

50

“ ”

| | |

3



4 9

#+(# #+(*
1961 1968

145

60

150

| | |



\$
1968Q 6

#+(* #++"

JTC

C

U

12 JTC
Cadabf[a` Jgd`YSg_ _ [f
2000 32 4

| | |

1992

37

18

IBP

IBP

20

200

IBP

21

“

”

2000

JTC

One North

JTC

Not

e

1/2



4 13

1

60

2

|

|

|



“

” “ ”

#Z

“

”

|

|

|

| | |

“ ”

100 260

200

\$

\$" "\$

2002

60

15

81.01

4 3

4 4



F5>

+' ("	' ǻ *
## &" "	%ǻ()
	* ǻ
(%* #ǻ&)ǻ *
#" " " "	(ǻ
\$# \$" ")ǻ %
#+' (+ǻ+)ǻ%+
#" #" %	(ǻ\$
* (%\$	* ǻ%
# #&) ǻ\$	* ǻ%&
## ++\$ǻ%	(ǻ +
	\$ǻ\$
	\$ǻ



4 15

\$ž

10

| | |

3 000

2001

2006

“

”

2



3

“ ” “

”

“ ”

“ ”

82/2%

60

90



4 16

500

“ ”
“ ”
” “ ”
“ ”
“ ”

TCL





' Z\$

— .

13

Kiplinger “ ” “ ” “ 10
10 ”

| | |

“

”

.

65

72

2050

70%

2009

46.6%

70%

700

“

”

2008

“

”

' \$#

“ ”

2010

86%

“ ”

“ ”

5 000

10

5 000

| | |

' \$\$\$

“ ”

2008

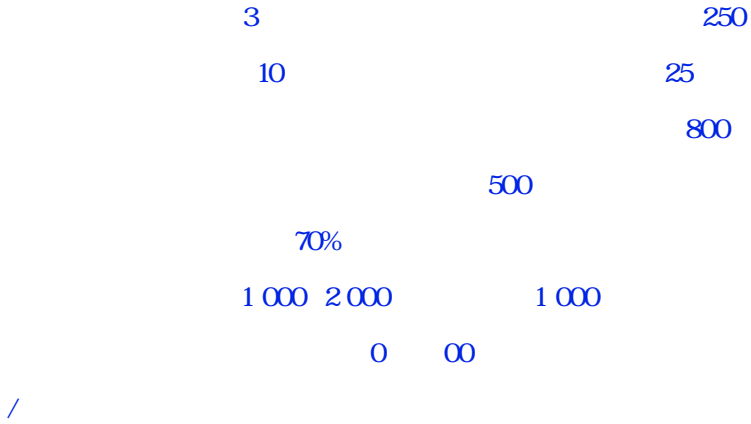
IT

2007

' 2%

¥ A

| | |



' 2/2\$

ad

' 2/2%

ad

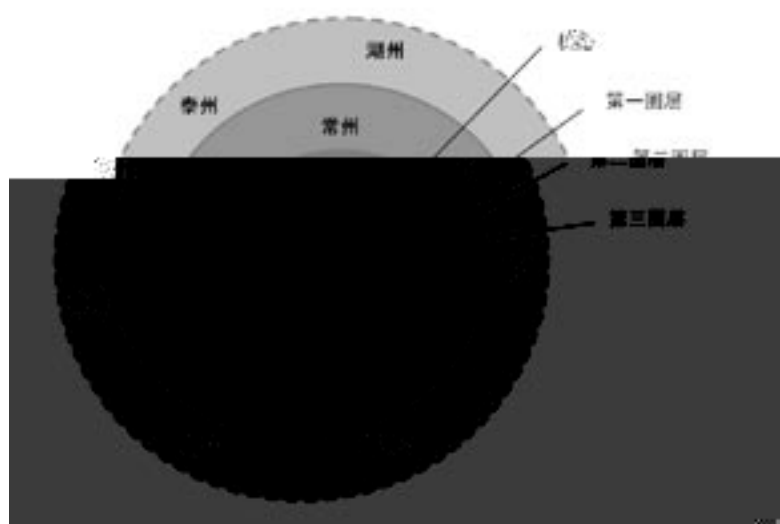
1.

2

| | |

3

' ž&




5-1

|

|

|



5-2

CBD

“ ”

“ ”

“ ”

“ ”

“ ”

| | |

4

1.

2

3

4

CBD

37

“

”

CBD

“ ”

CBD

CBD

| | |

“ ” “

”

CBD

“ ” “ ”



- [1] . [J]. 2006(5)
- [2] .CBD . 2006
- [3] . 2009
- [4] [J].
2009(8)
- [5] [J]. 2004(8)
- [6] [J]. 2006
- [7] .CBD . 1992
- [8] . 200
- Ī 4 . a [.
[š 200)
~ \ / O [.

